



# 2012 SCHOOL REPORT CARD

## Education Oversight Board / Office of Accountability

655 Research Parkway, Suite 301, Oklahoma City, OK, 73104 (405) 225-9470 Fax: (405) 225-9474 Web: <http://www.SchoolReportCard.org>

### TENKILLER ELEMENTARY (EC-8)

TENKILLER PUBLIC SCHOOLS

26106 E 863 RD, WELLING, OK 74471-2273

Telephone: (918) 457-5996

11-C066-105

## Community Characteristics

### Socioeconomic Data

	School	District	State Average
Ethnic Makeup Based upon Fall Enrollment:			
Caucasian	24%	24%	58%
Black	0%	0%	10%
Asian	0%	0%	2%
Hispanic	2%	2%	13%
Native American	74%	74%	17%
Average Property Valuation per Student (12/2012)		\$13,526	\$42,215
Students Eligible for Free/Reduced Lunch	80%	80%	61%

### U.S. Census Data (American Community Survey 2007-2011 5-Year Estimates Unless Otherwise Noted)

District Population (Census 2010)		1,475	7,186
Poverty Rate		20%	16%
Unemployment Rate		5%	6%
Average Household Income		\$38,487	\$59,961
Single-Parent Families		49%	33%
Highest Educational Level for Adults Age 25+			
College Degree		9%	23%
H.S. Diploma w/o College Degree		68%	63%
Less than 12th Grade Education		23%	14%

### Preparation, Motivation & Parental Support

1st-3rd graders receiving reading remediation	29%	29%	36%
Average Number of Days Absent per Student	7.1	7.1	9.3
Mobility Rate (Incoming Students)	8%	8%	11%
Suspension to Student Ratio: ( <i>Higher ratio is better.</i> )			
There was 1 suspension (of 10 days or less) for every ___ students	None	None	11.6
There was 1 suspension (of more than 10 days) for every ___ students	None	None	127.3
Parents Attending Parent/Teacher Conference	65%	65%	73%
Patrons' Volunteer Hours per Student	6.2	6.2	3.2

### Juvenile Offenders & Offenses (Office of Juvenile Affairs)\*

One out of every ___ students was charged. ( <i>Higher ratio is better.</i> )		None Reported	88.0
Of those charged, each averaged ___ offense(s).		0.0	2.0
Of those charged, ___ were alleged gang members.		0	0.5

\*These statistics are provided as another indicator of the environment in which schools must operate. In most cases the offenses were not committed at school.

## 2011-2012 School Educational Process

### Classroom & Administration Characteristics

	School	District Total (All Schools)	ES/MS/JHS State Average
Fall Enrollment	326	326	383
Non-Special Ed. Teachers (FTE):			
Number of Teachers	19.0	19.0	20.9
Average Salary (w/ Fringe)	\$46,565	\$46,565	\$43,742
Teachers with Advanced Degree(s)	27.1%	27.1%	23.7%
Average Years of Experience	17.0	17.0	12.7
Students in Special Education	19.0%	19.0%	14.8%
Special Education Teachers (FTE)	2.0	2.0	2.4
Counselors (FTE)	1.0	1.0	0.8
Other Certified Professional Staff (FTE)	4.9	4.9	1.9
Administrators (FTE)	1.0	1.6	1.2

#### Symbols Used on this Report

DNA = Data Not Available

RM = Revised Methodology

FTE = Full Time Equivalent




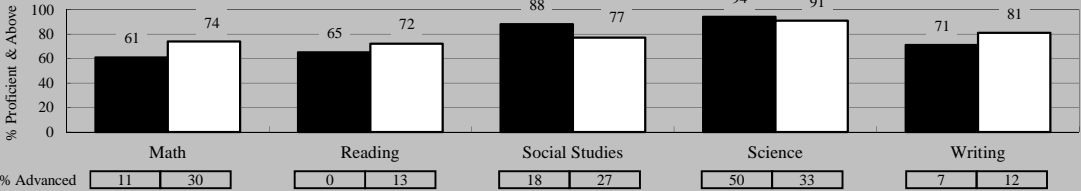




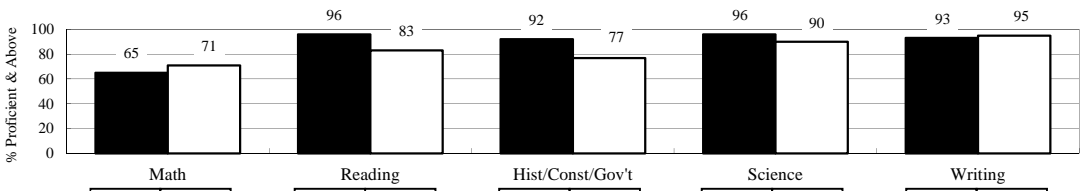

\*\* = Data Protected by Privacy Laws

NA = Not Applicable

ADM = Average Daily Membership (Average Enrollment)

FTR = School/District Failed to Respond with Useable Data

## 2011-2012 Student Performance

<b>Grade</b>	<b>% of Students Scoring Proficient &amp; Above by Subject</b> <small>(Test results were only calculated for Regular Education-Full Academic Year students.)</small> <span style="display: inline-block; width: 10px; height: 10px; background-color: black; margin-right: 5px;"></span> This School <span style="display: inline-block; width: 10px; height: 10px; border: 1px solid black; margin-left: 10px;"></span> State Average	<b>Benchmark Met*</b>
<b>3</b>		
<b>4</b>		
<b>5</b>		
<b>6</b>		
<b>7</b>		
<b>8</b>		
<b>EOI</b> <small>(End-of-Instruction)</small>		<i>Most students will be tested in HS. See HS report card for HS students' test results.</i>

✓ = at least 70% scoring "Proficient & Above" in all subjects     
 ★ = at least 70% scoring "Proficient & Above" and at least 25% "Advanced" in all subjects  
 \*In order to meet the benchmarks, there must be results available for every subject.