



2012 SCHOOL REPORT CARD

Education Oversight Board / Office of Accountability

655 Research Parkway, Suite 301, Oklahoma City, OK, 73104 (405) 225-9470 Fax: (405) 225-9474 Web: <http://www.SchoolReportCard.org>

BUFFALO ELEMENTARY (EC-8)

BUFFALO PUBLIC SCHOOLS

PO BOX 130, BUFFALO, OK 73834-0130

Telephone: (580) 735-2448

30-1004-105

Community Characteristics

Socioeconomic Data

	School	District	State Average
Ethnic Makeup Based upon Fall Enrollment:			
Caucasian	68%	68%	58%
Black	0%	0%	10%
Asian	0%	0%	2%
Hispanic	32%	32%	13%
Native American	0%	0%	17%
Average Property Valuation per Student (12/2012)		\$98,030	\$42,215
Students Eligible for Free/Reduced Lunch	64%	61%	61%

U.S. Census Data (American Community Survey 2007-2011 5-Year Estimates Unless Otherwise Noted)

	School	District	State Average
District Population (Census 2010)		1,694	7,186
Poverty Rate		13%	16%
Unemployment Rate		2%	6%
Average Household Income		\$62,845	\$59,961
Single-Parent Families		26%	33%
Highest Educational Level for Adults Age 25+			
College Degree		15%	23%
H.S. Diploma w/o College Degree		68%	63%
Less than 12th Grade Education		17%	14%

Preparation, Motivation & Parental Support

	School	District	State Average
1st-3rd graders receiving reading remediation	0%	0%	36%
Average Number of Days Absent per Student	7.0	7.4	9.3
Mobility Rate (Incoming Students)	15%	15%	11%
Suspension to Student Ratio: (<i>Higher ratio is better.</i>)			
There was 1 suspension (of 10 days or less) for every ___ students	32.0	26.3	11.6
There was 1 suspension (of more than 10 days) for every ___ students	None	263.0	127.3
Parents Attending Parent/Teacher Conference	93%	79%	73%
Patrons' Volunteer Hours per Student	7.8	10.3	3.2

Juvenile Offenders & Offenses (Office of Juvenile Affairs)*

	School	District	State Average
One out of every ___ students was charged. (<i>Higher ratio is better.</i>)		131.5	88.0
Of those charged, each averaged ___ offense(s).		1.0	2.0
Of those charged, ___ were alleged gang members.		0	0.5

*These statistics are provided as another indicator of the environment in which schools must operate. In most cases the offenses were not committed at school.

2011-2012 School Educational Process

Classroom & Administration Characteristics

	School	District Total (All Schools)	ES/MS/JHS State Average
Fall Enrollment	192	263	383
Non-Special Ed. Teachers (FTE):			
Number of Teachers	12.2	19.3	20.9
Average Salary (w/ Fringe)	\$44,312	\$44,121	\$43,742
Teachers with Advanced Degree(s)	29.5%	37.8%	23.7%
Average Years of Experience	13.0	14.0	12.7
Students in Special Education	12.5%	16.4%	14.8%
Special Education Teachers (FTE)	0.5	1.0	2.4
Counselors (FTE)	0.7	1.2	0.8
Other Certified Professional Staff (FTE)	0.5	1.7	1.9
Administrators (FTE)	0.2	1.9	1.2

Symbols Used on this Report

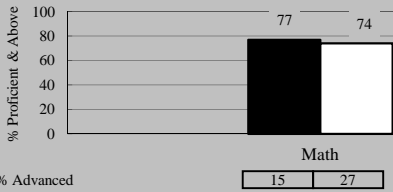
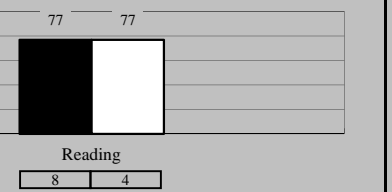

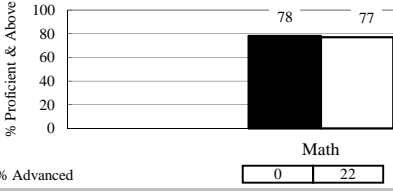
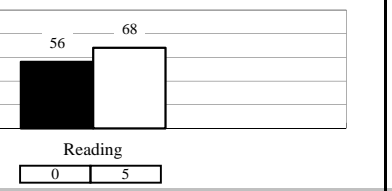
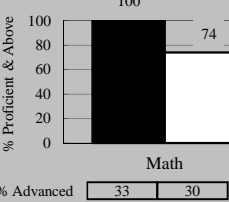
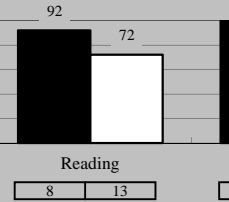
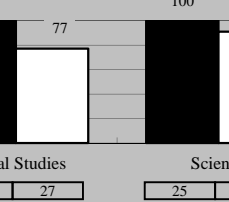
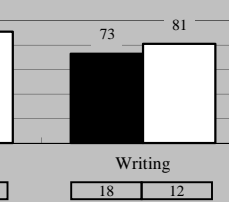


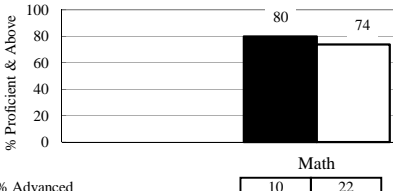
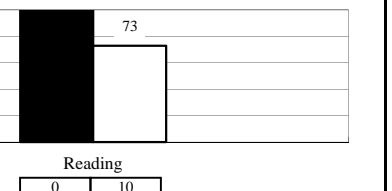

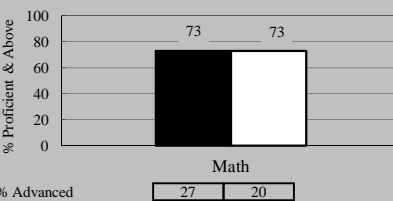

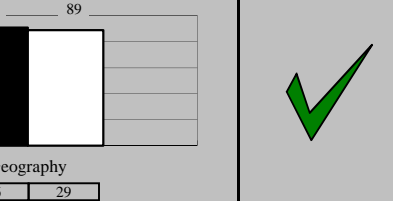

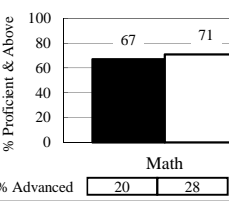
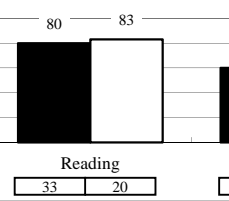
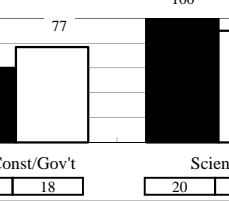
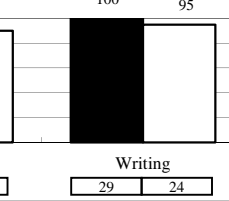


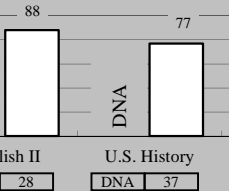
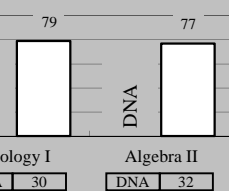
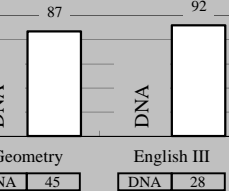
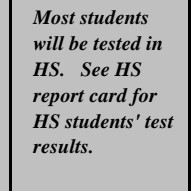

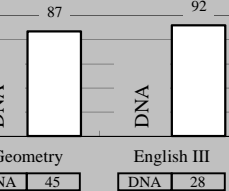
DNA = Data Not Available
NA = Not Applicable

RM = Revised Methodology
ADM = Average Daily Membership (Average Enrollment)

FTE = Full Time Equivalent

** = Data Protected by Privacy Laws
FTR = School/District Failed to Respond with Useable Data

2011-2012 Student Performance

Grade	% of Students Scoring Proficient & Above by Subject <small>(Test results were only calculated for Regular Education-Full Academic Year students.)</small> This School State Average	Benchmark Met*
3	<div style="display: flex; justify-content: space-around;"> <div style="text-align: center;">  <p>Math</p> </div> <div style="text-align: center;">  <p>Reading</p> </div> </div>	
4	<div style="display: flex; justify-content: space-around;"> <div style="text-align: center;">  <p>Math</p> </div> <div style="text-align: center;">  <p>Reading</p> </div> </div>	
5	<div style="display: flex; justify-content: space-around;"> <div style="text-align: center;">  <p>Math</p> </div> <div style="text-align: center;">  <p>Reading</p> </div> <div style="text-align: center;">  <p>Social Studies</p> </div> <div style="text-align: center;">  <p>Science</p> </div> <div style="text-align: center;">  <p>Writing</p> </div> </div>	
6	<div style="display: flex; justify-content: space-around;"> <div style="text-align: center;">  <p>Math</p> </div> <div style="text-align: center;">  <p>Reading</p> </div> </div>	
7	<div style="display: flex; justify-content: space-around;"> <div style="text-align: center;">  <p>Math</p> </div> <div style="text-align: center;">  <p>Reading</p> </div> <div style="text-align: center;">  <p>Geography</p> </div> </div>	
8	<div style="display: flex; justify-content: space-around;"> <div style="text-align: center;">  <p>Math</p> </div> <div style="text-align: center;">  <p>Reading</p> </div> <div style="text-align: center;">  <p>Hist/Const/Gov't</p> </div> <div style="text-align: center;">  <p>Science</p> </div> <div style="text-align: center;">  <p>Writing</p> </div> </div>	
EOI <small>(End-of-Instruction)</small>	<div style="display: flex; justify-content: space-around;"> <div style="text-align: center;">  <p>Algebra I</p> </div> <div style="text-align: center;">  <p>English II</p> </div> <div style="text-align: center;">  <p>U.S. History</p> </div> <div style="text-align: center;">  <p>Biology I</p> </div> <div style="text-align: center;">  <p>Algebra II</p> </div> <div style="text-align: center;">  <p>Geometry</p> </div> <div style="text-align: center;">  <p>English III</p> </div> </div>	<i>Most students will be tested in HS. See HS report card for HS students' test results.</i>

✓ = at least 70% scoring "Proficient & Above" in all subjects

★ = at least 70% scoring "Proficient & Above" and at least 25% "Advanced" in all subjects

*In order to meet the benchmarks, there must be results available for every subject.