



# 2012 SCHOOL REPORT CARD

## Education Oversight Board / Office of Accountability

655 Research Parkway, Suite 301, Oklahoma City, OK, 73104 (405) 225-9470 Fax: (405) 225-9474 Web: <http://www.SchoolReportCard.org>

### JOHN MARSHALL MIDDLE SCHOOL (6-8)

#### OKLAHOMA CITY PUBLIC SCHOOLS

12201 N PORTLAND AVE, OKLAHOMA CITY, OK 73120-4647

Telephone: (405) 587-7200

55-1089-535

## Community Characteristics

### Socioeconomic Data

	School	District	State Average
Ethnic Makeup Based upon Fall Enrollment:			
Caucasian	17%	20%	58%
Black	66%	27%	10%
Asian	1%	2%	2%
Hispanic	15%	46%	13%
Native American	1%	4%	17%
Average Property Valuation per Student (12/2012)		\$47,011	\$42,215
Students Eligible for Free/Reduced Lunch	87%	88%	61%

### U.S. Census Data (American Community Survey 2007-2011 5-Year Estimates Unless Otherwise Noted)

District Population (Census 2010)		285,940	7,186
Poverty Rate		25%	16%
Unemployment Rate		9%	6%
Average Household Income		\$50,263	\$59,961
Single-Parent Families		45%	33%
Highest Educational Level for Adults Age 25+			
College Degree		21%	23%
H.S. Diploma w/o College Degree		56%	63%
Less than 12th Grade Education		23%	14%

### Preparation, Motivation & Parental Support

1st-3rd graders receiving reading remediation		47%	36%
Average Number of Days Absent per Student	12.4	10.4	9.3
Mobility Rate (Incoming Students)	20%	13%	11%
Suspension to Student Ratio: ( <i>Higher ratio is better.</i> )			
There was 1 suspension (of 10 days or less) for every ___ students	2.2	3.7	11.6
There was 1 suspension (of more than 10 days) for every ___ students	375.0	108.3	127.3
Parents Attending Parent/Teacher Conference	20%	76%	73%
Patrons' Volunteer Hours per Student	0.8	4.2	3.2

### Juvenile Offenders & Offenses (Office of Juvenile Affairs)\*

One out of every ___ students was charged. ( <i>Higher ratio is better.</i> )		117.0	88.0
Of those charged, each averaged ___ offense(s).		2.3	2.0
Of those charged, ___ were alleged gang members.		48	0.5

\*These statistics are provided as another indicator of the environment in which schools must operate. In most cases the offenses were not committed at school.

## 2011-2012 School Educational Process

### Classroom & Administration Characteristics

	School	District Total (All Schools)	ES/MS/JHS State Average
Fall Enrollment	375	43,212	383
Non-Special Ed. Teachers (FTE):			
Number of Teachers	16.9	2,212.0	20.9
Average Salary (w/ Fringe)	\$48,221	\$46,635	\$43,742
Teachers with Advanced Degree(s)	29.8%	26.9%	23.7%
Average Years of Experience	11.8	10.6	12.7
Students in Special Education	23.7%	12.1%	14.8%
Special Education Teachers (FTE)	0.7	333.4	2.4
Counselors (FTE)	1.1	77.3	0.8
Other Certified Professional Staff (FTE)	2.8	289.7	1.9
Administrators (FTE)	1.0	224.9	1.2

#### Symbols Used on this Report

DNA = Data Not Available

RM = Revised Methodology

FTE = Full Time Equivalent

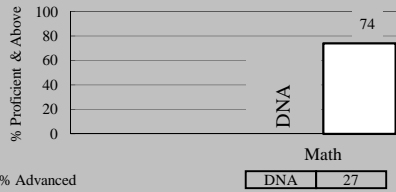



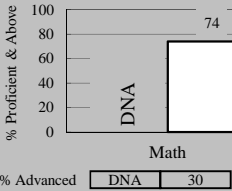
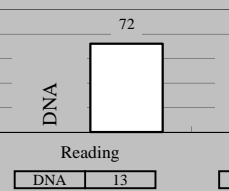
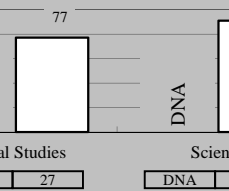
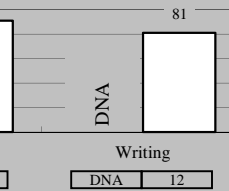

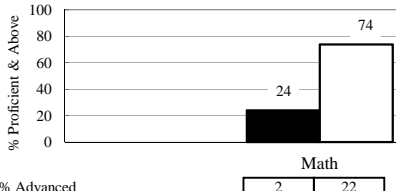

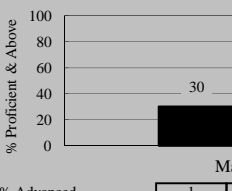
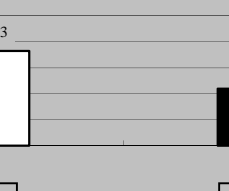
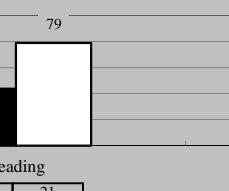
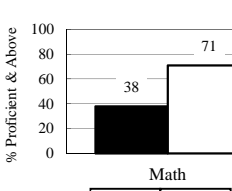
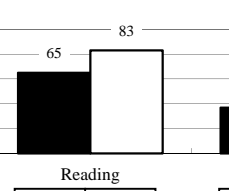
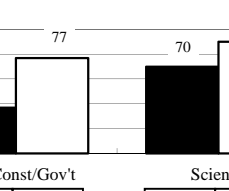
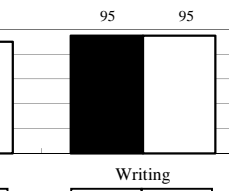

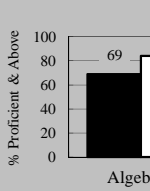
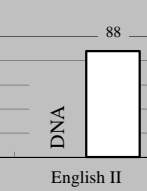
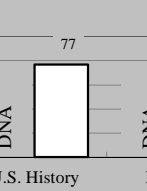
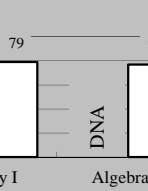
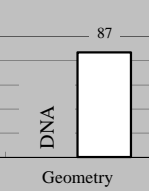
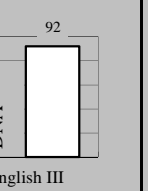
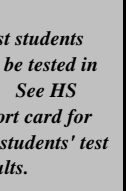
\*\* = Data Protected by Privacy Laws

NA = Not Applicable

ADM = Average Daily Membership (Average Enrollment)

FTR = School/District Failed to Respond with Useable Data

## 2011-2012 Student Performance

<b>Grade</b>	<b>% of Students Scoring Proficient &amp; Above by Subject</b> (Test results were only calculated for Regular Education-Full Academic Year students.) <span style="font-size: small;">■ This School   □ State Average</span>	<b>Benchmark Met*</b>
<b>3</b>	<div style="display: flex; justify-content: space-around;"> <div style="width: 45%;"> <p><b>Math</b></p>  </div> <div style="width: 45%;"> <p><b>Reading</b></p>  </div> </div>	
<b>4</b>	<div style="display: flex; justify-content: space-around;"> <div style="width: 45%;"> <p><b>Math</b></p>  </div> <div style="width: 45%;"> <p><b>Reading</b></p>  </div> </div>	
<b>5</b>	<div style="display: flex; justify-content: space-around;"> <div style="width: 18%;"> <p><b>Math</b></p>  </div> <div style="width: 18%;"> <p><b>Reading</b></p>  </div> <div style="width: 18%;"> <p><b>Social Studies</b></p>  </div> <div style="width: 18%;"> <p><b>Science</b></p>  </div> <div style="width: 18%;"> <p><b>Writing</b></p>  </div> </div>	
<b>6</b>	<div style="display: flex; justify-content: space-around;"> <div style="width: 45%;"> <p><b>Math</b></p>  </div> <div style="width: 45%;"> <p><b>Reading</b></p>  </div> </div>	
<b>7</b>	<div style="display: flex; justify-content: space-around;"> <div style="width: 30%;"> <p><b>Math</b></p>  </div> <div style="width: 30%;"> <p><b>Reading</b></p>  </div> <div style="width: 30%;"> <p><b>Geography</b></p>  </div> </div>	
<b>8</b>	<div style="display: flex; justify-content: space-around;"> <div style="width: 18%;"> <p><b>Math</b></p>  </div> <div style="width: 18%;"> <p><b>Reading</b></p>  </div> <div style="width: 18%;"> <p><b>Hist/Const/Gov't</b></p>  </div> <div style="width: 18%;"> <p><b>Science</b></p>  </div> <div style="width: 18%;"> <p><b>Writing</b></p>  </div> </div>	
<b>EOI</b> (End-of-Instruction)	<div style="display: flex; justify-content: space-around;"> <div style="width: 14%;"> <p><b>Algebra I</b></p>  </div> <div style="width: 14%;"> <p><b>English II</b></p>  </div> <div style="width: 14%;"> <p><b>U.S. History</b></p>  </div> <div style="width: 14%;"> <p><b>Biology I</b></p>  </div> <div style="width: 14%;"> <p><b>Algebra II</b></p>  </div> <div style="width: 14%;"> <p><b>Geometry</b></p>  </div> <div style="width: 14%;"> <p><b>English III</b></p>  </div> </div>	<p><i>Most students will be tested in HS. See HS report card for HS students' test results.</i></p>

✓ = at least 70% scoring "Proficient & Above" in all subjects

★ = at least 70% scoring "Proficient & Above" and at least 25% "Advanced" in all subjects

\*In order to meet the benchmarks, there must be results available for every subject.