



2012 SCHOOL REPORT CARD

Education Oversight Board / Office of Accountability

655 Research Parkway, Suite 301, Oklahoma City, OK, 73104 (405) 225-9470 Fax: (405) 225-9474 Web: <http://www.SchoolReportCard.org>

VIAN ELEMENTARY (EC-5)

VIAN PUBLIC SCHOOLS

PO BOX 434, VIAN, OK 74962-0434

Telephone: (918) 773-5311

68-1002-105

Community Characteristics

Socioeconomic Data

	School	District	State Average
Ethnic Makeup Based upon Fall Enrollment:			
Caucasian	38%	38%	58%
Black	7%	7%	10%
Asian	0%	0%	2%
Hispanic	3%	2%	13%
Native American	52%	53%	17%
Average Property Valuation per Student (12/2012)		\$16,997	\$42,215
Students Eligible for Free/Reduced Lunch	72%	76%	61%

U.S. Census Data (American Community Survey 2007-2011 5-Year Estimates Unless Otherwise Noted)

	School	District	State Average
District Population (Census 2010)		4,716	7,186
Poverty Rate		24%	16%
Unemployment Rate		14%	6%
Average Household Income		\$46,659	\$59,961
Single-Parent Families		38%	33%
Highest Educational Level for Adults Age 25+			
College Degree		16%	23%
H.S. Diploma w/o College Degree		70%	63%
Less than 12th Grade Education		14%	14%

Preparation, Motivation & Parental Support

	School	District	State Average
1st-3rd graders receiving reading remediation	29%	29%	36%
Average Number of Days Absent per Student	5.3	6.8	9.3
Mobility Rate (Incoming Students)	20%	19%	11%
Suspension to Student Ratio: (<i>Higher ratio is better.</i>)			
There was 1 suspension (of 10 days or less) for every ___ students	14.7	16.0	11.6
There was 1 suspension (of more than 10 days) for every ___ students	None	144.0	127.3
Parents Attending Parent/Teacher Conference	75%	56%	73%
Patrons' Volunteer Hours per Student	8.7	4.7	3.2

Juvenile Offenders & Offenses (Office of Juvenile Affairs)*

	School	District	State Average
One out of every ___ students was charged. (<i>Higher ratio is better.</i>)		59.3	88.0
Of those charged, each averaged ___ offense(s).		2.4	2.0
Of those charged, ___ were alleged gang members.		0	0.5

*These statistics are provided as another indicator of the environment in which schools must operate. In most cases the offenses were not committed at school.

2011-2012 School Educational Process

Classroom & Administration Characteristics

	School	District Total (All Schools)	ES/MS/JHS State Average
Fall Enrollment	513	1,008	383
Non-Special Ed. Teachers (FTE):			
Number of Teachers	28.5	64.0	20.9
Average Salary (w/ Fringe)	\$41,387	\$43,276	\$43,742
Teachers with Advanced Degree(s)	12.3%	17.8%	23.7%
Average Years of Experience	10.7	14.3	12.7
Students in Special Education	19.3%	20.4%	14.8%
Special Education Teachers (FTE)	3.0	7.0	2.4
Counselors (FTE)	0.0	1.8	0.8
Other Certified Professional Staff (FTE)	1.5	6.2	1.9
Administrators (FTE)	2.0	6.0	1.2

Symbols Used on this Report




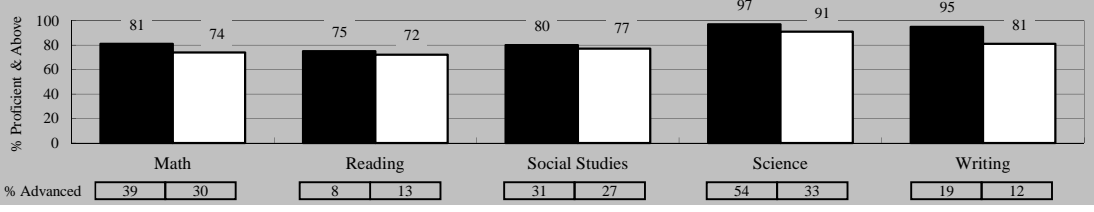


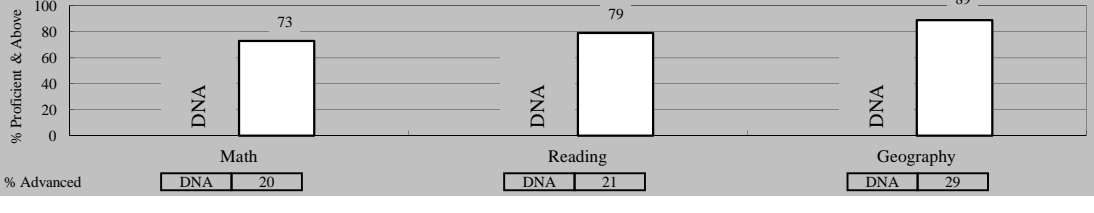
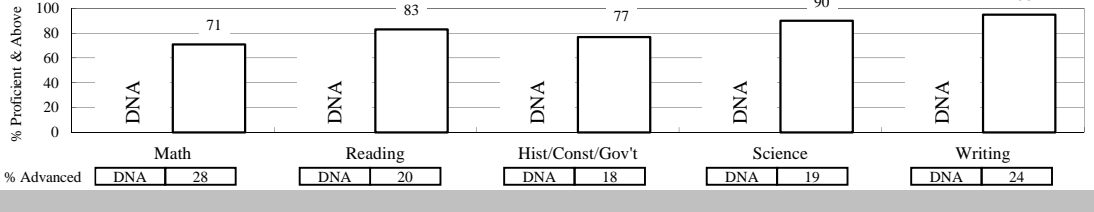
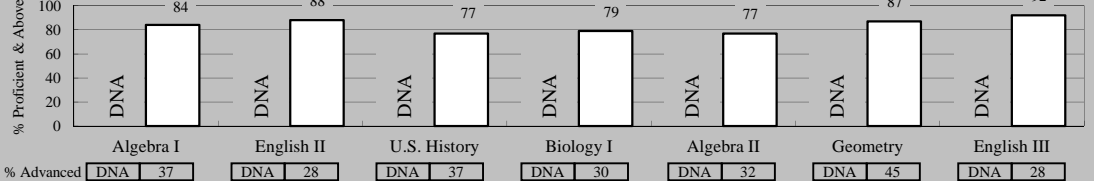
DNA = Data Not Available
NA = Not Applicable

RM = Revised Methodology
ADM = Average Daily Membership (Average Enrollment)

FTE = Full Time Equivalent

** = Data Protected by Privacy Laws
FTR = School/District Failed to Respond with Useable Data

2011-2012 Student Performance

Grade	% of Students Scoring Proficient & Above by Subject <small>(Test results were only calculated for Regular Education-Full Academic Year students.)</small> This School State Average	Benchmark Met*
3	<div style="text-align: center;">  </div>	
4	<div style="text-align: center;">  </div>	
5	<div style="text-align: center;">  </div>	
6	<div style="text-align: center;">  </div>	
7	<div style="text-align: center;">  </div>	
8	<div style="text-align: center;">  </div>	
EOI <small>(End-of-Instruction)</small>	<div style="text-align: center;">  </div>	<i>Most students will be tested in HS. See HS report card for HS students' test results.</i>

✓ = at least 70% scoring "Proficient & Above" in all subjects
 ★ = at least 70% scoring "Proficient & Above" and at least 25% "Advanced" in all subjects
 *In order to meet the benchmarks, there must be results available for every subject.